


1. Go to <https://editing.press/payments.html>
2. Enter the sum total due, then select your preferred currency and click 'Continue'. In the example below, the sum is 123.45 and the preferred currency is set to USD.



Please select your preferred currency and enter the quote you have been provided.

We are also pleased to note that we are now able to accept certain digital currencies, the list for which is available upon request.

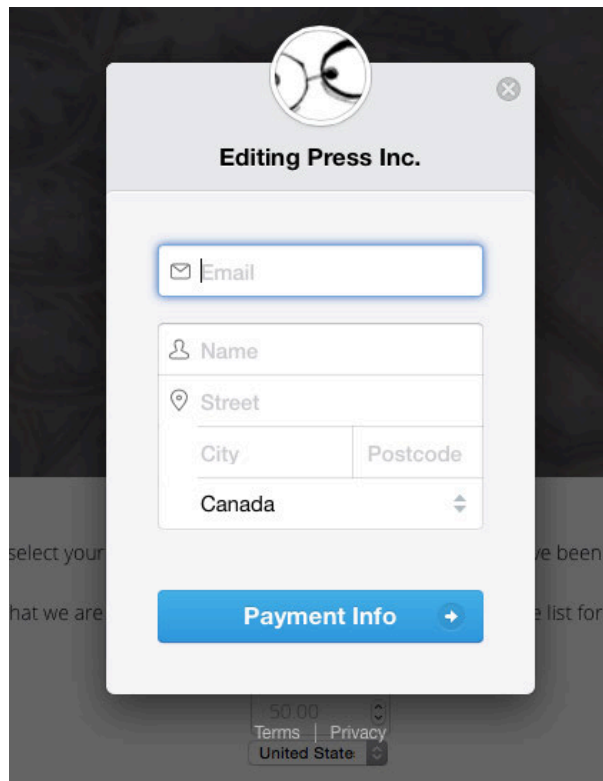
123.45

United State

Continue



3. A payment portal will then pop up, as below, in which you will be required to fill in your details. Once you have filled in your details, click 'Payment Info'.



Editing Press Inc.

Email

Name

Street

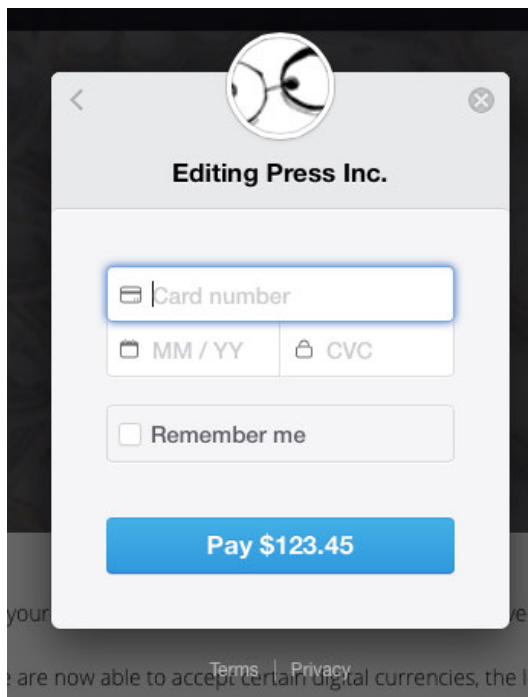
City Postcode

Canada

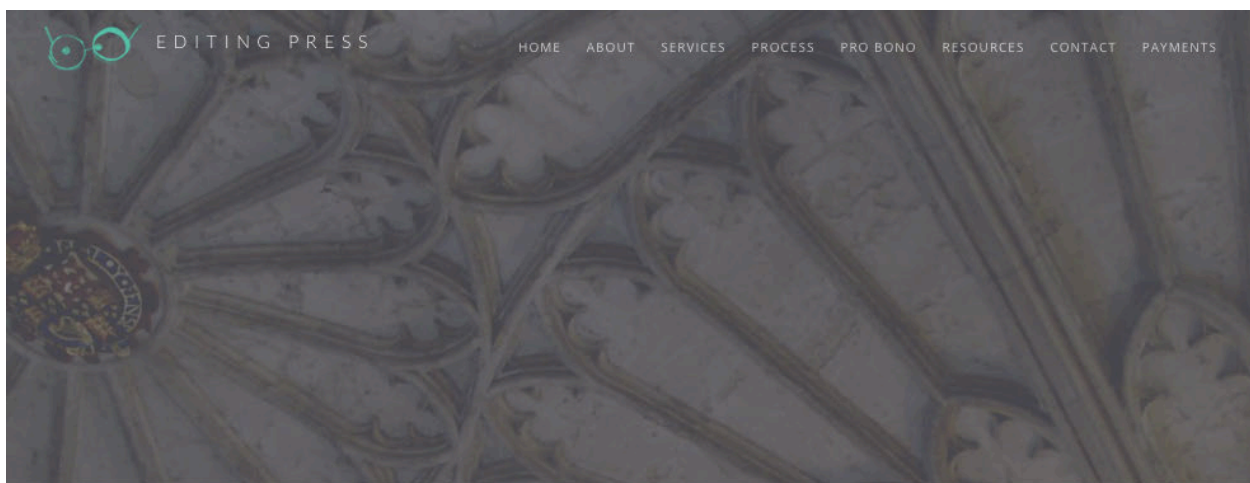
Payment Info

50.00
Terms | Privacy
United State

- The final step is to enter your card details in the pop-up below. Once you have entered your details, click 'Pay'.



- If the payment is processed successfully, you will be taken to a confirmation page, as below. You will also receive an automated receipt at the e-mail provided in Step 3 above. The receipt is your proof of payment.



Thank you for your payment of USD 1. You will shortly receive an automated receipt from our payment processor. Please contact us if you have additional instructions or questions, though we may be unable to respond promptly outside of business hours (Eastern Standard Time).

